

SAMPLE NAME: Delta 8 Gummies Blue Raspberry

Infused, Solid Edible

CULTIVATOR / MANUFACTURER
Business Name:
License Number:
Address:
DISTRIBUTOR / TESTED FOR
Business Name: Wellness Wave FL
INC

License Number:
Address:

SAMPLE DETAIL
Batch Number:
Sample ID: 241004R030

Date Collected: 10/04/2024

Date Received: 10/04/2024

Batch Size:
Sample Size: 6.0 units

Unit Mass:
Serving Size: 4.5 grams per Serving

 Scan QR code to verify
authenticity of results.

CANNABINOID ANALYSIS - SUMMARY
Total THC: 0.310 mg/g

Total CBD: Not Detected

Sum of Cannabinoids: 4.57 mg/g

Total Cannabinoids: 4.57 mg/g

Total THC/CBD is calculated using the following formulas to take into account the loss of a carboxyl group during the decarboxylation step:

$$\text{Total THC} = \Delta^9\text{-THC} + (\text{THCa} \cdot 0.877)$$

$$\text{Total CBD} = \text{CBD} + (\text{CBDa} \cdot 0.877)$$

$$\text{Sum of Cannabinoids} = \Delta^9\text{-THC} + \text{THCa} + \text{CBD} + \text{CBDa} + \text{CBG} + \text{CBGa} + \text{THCV} + \text{THCVa} + \text{CBC} + \text{CBCa} + \text{CBDV} + \text{CBDVa} + \Delta^8\text{-THC} + \text{CBL} + \text{CBN}$$

$$\text{Total Cannabinoids} = (\Delta^9\text{-THC} + 0.877 \cdot \text{THCa}) + (\text{CBD} + 0.877 \cdot \text{CBDa}) +$$

$$(\text{CBG} + 0.877 \cdot \text{CBGa}) + (\text{THCV} + 0.877 \cdot \text{THCVa}) + (\text{CBC} + 0.877 \cdot \text{CBCa}) +$$


$$(\text{CBDV} + 0.877 \cdot \text{CBDVa}) + \Delta^8\text{-THC} + \text{CBL} + \text{CBN}$$
SAFETY ANALYSIS - SUMMARY
 $\Delta^9\text{-THC}$ per Serving: ✔ PASS

For quality assurance purposes. Not a Regulatory Hemp Lab Test Report. These results relate only to the sample included on this report. This report shall not be reproduced, except in full, without written approval of the laboratory.


Sample Certification: California Code of Regulations Title 4 Division 19. Department of Cannabis Control Business and Professions Code. Reference: Sections 26100, 26104 and 26110, Business and Professions Code.

Decision Rule: Statements of conformity (e.g. Pass/Fail) to specifications are made in this report without taking measurement uncertainty into account. Where statements of conformity are made in this report, the following decision rules are applied: PASS - Results within limits/specifications, FAIL - Results exceed limits/specifications.

References: limit of detection (LOD), limit of quantification (LOQ), not detected (ND), not tested (NT)



LIC verified by: Matthew Schneider
Job Title: Laboratory Analyst I
Date: 10/08/2024



Approved by: Josh Wurzer
Job Title: Chief Compliance Officer
Date: 10/08/2024




Cannabinoid Analysis

Tested by high-performance liquid chromatography with diode-array detection (HPLC-DAD).

Method: QSP 1157 - Analysis of Cannabinoids by HPLC-DAD

TOTAL THC: 0.310 mg/g

Total THC (Δ^9 -THC+0.877*THCa)

TOTAL CBD: Not Detected

Total CBD (CBD+0.877*CBDA)

TOTAL CANNABINOIDS: 4.57 mg/g

Total Cannabinoids (Total THC) + (Total CBD) + (Total CBG) + (Total THCV) + (Total CBC) + (Total CBDV) + Δ^8 -THC + CBL + CBN

TOTAL CBG: ND

Total CBG (CBG+0.877*CBGa)

TOTAL THCV: <LOQ

Total THCV (THCV+0.877*THCVa)

TOTAL CBC: ND

Total CBC (CBC+0.877*CBCa)

TOTAL CBDV: ND

Total CBDV (CBDV+0.877*CBDVa)

CANNABINOID TEST RESULTS - 10/08/2024

COMPOUND	LOD/LOQ (mg/g)	MEASUREMENT UNCERTAINTY (mg/g)	RESULT (mg/g)	RESULT (%)
Δ^8 -THC	0.01 / 0.02	±0.209	4.23	0.423
Δ^9 -THC	0.002 / 0.014	±0.0170	0.310	0.0310
CBN	0.001 / 0.007	±0.0007	0.025	0.0025
THCV	0.002 / 0.012	N/A	<LOQ	<LOQ
THCa	0.001 / 0.005	N/A	ND	ND
THCVa	0.002 / 0.019	N/A	ND	ND
CBD	0.004 / 0.011	N/A	ND	ND
CBDA	0.001 / 0.026	N/A	ND	ND
CBDV	0.002 / 0.012	N/A	ND	ND
CBDVa	0.001 / 0.018	N/A	ND	ND
CBG	0.002 / 0.006	N/A	ND	ND
CBGa	0.002 / 0.007	N/A	ND	ND
CBL	0.003 / 0.010	N/A	ND	ND
CBC	0.003 / 0.010	N/A	ND	ND
CBCa	0.001 / 0.015	N/A	ND	ND
SUM OF CANNABINOIDS			4.57 mg/g	0.457%

Serving Size: 4.5 grams per Serving


Δ^9 -THC per Serving	1.395 mg/serving	PASS
Total THC per Serving	1.395 mg/serving	
CBD per Serving	ND	
Total CBD per Serving	ND	
Sum of Cannabinoids per Serving	20.57 mg/serving	
Total Cannabinoids per Serving	20.57 mg/serving	

SAMPLE NAME: Delta 8 Gummies Strawberry

Infused, Solid Edible

CULTIVATOR / MANUFACTURER**Business Name:****License Number:****Address:****DISTRIBUTOR / TESTED FOR****Business Name:** Wellness Wave FL
INC**License Number:****Address:****SAMPLE DETAIL****Batch Number:****Sample ID:** 241004R029**Date Collected:** 10/04/2024**Date Received:** 10/04/2024**Batch Size:****Sample Size:** 6.0 units**Unit Mass:****Serving Size:** 4.5 grams per ServingScan QR code to verify
authenticity of results.**CANNABINOID ANALYSIS - SUMMARY****Total THC:** 0.343 mg/g**Total CBD:** Not Detected**Sum of Cannabinoids:** 4.51 mg/g**Total Cannabinoids:** 4.51 mg/gTotal THC/CBD is calculated using the following formulas to take into
account the loss of a carboxyl group during the decarboxylation step:Total THC = Δ^9 -THC + (THCa (0.877))

Total CBD = CBD + (CBDa (0.877))

Sum of Cannabinoids = Δ^9 -THC + THCa + CBD + CBDa + CBG + CBGa +
THCV + THCVa + CBC + CBCa + CBDV + CBDVa + Δ^8 -THC + CBL + CBNTotal Cannabinoids = (Δ^9 -THC+0.877*THCa) + (CBD+0.877*CBDa) +
(CBG+0.877*CBGa) + (THCV+0.877*THCVa) + (CBC+0.877*CBCa) +
(CBDV+0.877*CBDVa) + Δ^8 -THC + CBL + CBN**SAFETY ANALYSIS - SUMMARY** Δ^9 -THC per Serving:  **PASS**For quality assurance purposes. Not a Regulatory Hemp Lab Test Report. These results relate only
to the sample included on this report. This report shall not be reproduced, except in full, without written
approval of the laboratory.**Sample Certification:** California Code of Regulations Title 4 Division 19. Department of Cannabis Control
Business and Professions Code. Reference: Sections 26100, 26104 and 26110, Business and Professions Code.**Decision Rule:** Statements of conformity (e.g. Pass/Fail) to specifications are made in this report without taking
measurement uncertainty into account. Where statements of conformity are made in this report, the following
decision rules are applied: PASS - Results within limits/specifications, FAIL - Results exceed limits/specifications.**References:** limit of detection (LOD), limit of quantification (LOQ), not detected (ND), not tested (NT)
LQC verified by: Matthew Schneider
Job Title: Laboratory Analyst I
Date: 10/08/2024
Approved by: Josh Wurzer
Job Title: Chief Compliance Officer
Date: 10/08/2024




Cannabinoid Analysis

Tested by high-performance liquid chromatography with diode-array detection (HPLC-DAD).

Method: QSP 1157 - Analysis of Cannabinoids by HPLC-DAD

TOTAL THC: 0.343 mg/g

Total THC (Δ^9 -THC+0.877*THCa)

TOTAL CBD: Not Detected

Total CBD (CBD+0.877*CBDA)

TOTAL CANNABINOIDS: 4.51 mg/g

Total Cannabinoids (Total THC) + (Total CBD) + (Total CBG) + (Total THCV) + (Total CBC) + (Total CBDV) + Δ^8 -THC + CBL + CBN

TOTAL CBG: ND

Total CBG (CBG+0.877*CBGa)

TOTAL THCV: ND

Total THCV (THCV+0.877*THCVa)

TOTAL CBC: ND

Total CBC (CBC+0.877*CBCa)

TOTAL CBDV: ND

Total CBDV (CBDV+0.877*CBDVa)

CANNABINOID TEST RESULTS - 10/08/2024

COMPOUND	LOD/LOQ (mg/g)	MEASUREMENT UNCERTAINTY (mg/g)	RESULT (mg/g)	RESULT (%)
Δ^8 -THC	0.01 / 0.02	±0.204	4.14	0.414
Δ^9 -THC	0.002 / 0.014	±0.0188	0.343	0.0343
CBN	0.001 / 0.007	±0.0007	0.026	0.0026
THCa	0.001 / 0.005	N/A	ND	ND
THCV	0.002 / 0.012	N/A	ND	ND
THCVa	0.002 / 0.019	N/A	ND	ND
CBD	0.004 / 0.011	N/A	ND	ND
CBDA	0.001 / 0.026	N/A	ND	ND
CBDV	0.002 / 0.012	N/A	ND	ND
CBDVa	0.001 / 0.018	N/A	ND	ND
CBG	0.002 / 0.006	N/A	ND	ND
CBGa	0.002 / 0.007	N/A	ND	ND
CBL	0.003 / 0.010	N/A	ND	ND
CBC	0.003 / 0.010	N/A	ND	ND
CBCa	0.001 / 0.015	N/A	ND	ND
SUM OF CANNABINOIDS			4.51 mg/g	0.451%

Serving Size: 4.5 grams per Serving

Δ^9 -THC per Serving	1.544 mg/serving	PASS
Total THC per Serving	1.544 mg/serving	
CBD per Serving	ND	
Total CBD per Serving	ND	
Sum of Cannabinoids per Serving	20.30 mg/serving	
Total Cannabinoids per Serving	20.30 mg/serving	

SAMPLE NAME: Delta 8 Gummies Watermelon

Infused, Solid Edible

CULTIVATOR / MANUFACTURER
Business Name:
License Number:
Address:
DISTRIBUTOR / TESTED FOR
Business Name: Wellness Wave FL
INC

License Number:
Address:

SAMPLE DETAIL
Batch Number:
Sample ID: 241004R032

Date Collected: 10/04/2024

Date Received: 10/04/2024

Batch Size:
Sample Size: 6.0 units

Unit Mass:
Serving Size: 4.5 grams per Serving


Scan QR code to verify authenticity of results.

CANNABINOID ANALYSIS - SUMMARY
Total THC: 0.317 mg/g

Total CBD: Not Detected

Sum of Cannabinoids: 4.46 mg/g

Total Cannabinoids: 4.46 mg/g

Total THC/CBD is calculated using the following formulas to take into account the loss of a carboxyl group during the decarboxylation step:

$$\text{Total THC} = \Delta^9\text{-THC} + (\text{THCa} \cdot 0.877)$$

$$\text{Total CBD} = \text{CBD} + (\text{CBDa} \cdot 0.877)$$

$$\text{Sum of Cannabinoids} = \Delta^9\text{-THC} + \text{THCa} + \text{CBD} + \text{CBDa} + \text{CBG} + \text{CBGa} + \text{THCV} + \text{THCVa} + \text{CBC} + \text{CBCa} + \text{CBDV} + \text{CBDVa} + \Delta^8\text{-THC} + \text{CBL} + \text{CBN}$$

$$\text{Total Cannabinoids} = (\Delta^9\text{-THC} + 0.877 \cdot \text{THCa}) + (\text{CBD} + 0.877 \cdot \text{CBDa}) +$$

$$(\text{CBG} + 0.877 \cdot \text{CBGa}) + (\text{THCV} + 0.877 \cdot \text{THCVa}) + (\text{CBC} + 0.877 \cdot \text{CBCa}) +$$


$$(\text{CBDV} + 0.877 \cdot \text{CBDVa}) + \Delta^8\text{-THC} + \text{CBL} + \text{CBN}$$
SAFETY ANALYSIS - SUMMARY
 $\Delta^9\text{-THC}$ per Serving: ✔ PASS

For quality assurance purposes. Not a Regulatory Hemp Lab Test Report. These results relate only to the sample included on this report. This report shall not be reproduced, except in full, without written approval of the laboratory.

Sample Certification: California Code of Regulations Title 4 Division 19. Department of Cannabis Control Business and Professions Code. Reference: Sections 26100, 26104 and 26110, Business and Professions Code.

Decision Rule: Statements of conformity (e.g. Pass/Fail) to specifications are made in this report without taking measurement uncertainty into account. Where statements of conformity are made in this report, the following decision rules are applied: PASS - Results within limits/specifications, FAIL - Results exceed limits/specifications.

References: limit of detection (LOD), limit of quantification (LOQ), not detected (ND), not tested (NT)



LIC verified by: Matthew Schneider
Job Title: Laboratory Analyst I
Date: 10/08/2024



Approved by: Josh Wurzer
Job Title: Chief Compliance Officer
Date: 10/08/2024




Cannabinoid Analysis

Tested by high-performance liquid chromatography with diode-array detection (HPLC-DAD).

Method: QSP 1157 - Analysis of Cannabinoids by HPLC-DAD

TOTAL THC: 0.317 mg/g

Total THC (Δ^9 -THC+0.877*THCa)

TOTAL CBD: Not Detected

Total CBD (CBD+0.877*CBDa)

TOTAL CANNABINOIDS: 4.46 mg/g

Total Cannabinoids (Total THC) + (Total CBD) + (Total CBG) + (Total THCV) + (Total CBC) + (Total CBDV) + Δ^8 -THC + CBL + CBN

TOTAL CBG: ND

Total CBG (CBG+0.877*CBGa)

TOTAL THCV: ND

Total THCV (THCV+0.877*THCVa)

TOTAL CBC: ND

Total CBC (CBC+0.877*CBCa)

TOTAL CBDV: ND

Total CBDV (CBDV+0.877*CBDVa)

CANNABINOID TEST RESULTS - 10/08/2024

COMPOUND	LOD/LOQ (mg/g)	MEASUREMENT UNCERTAINTY (mg/g)	RESULT (mg/g)	RESULT (%)
Δ^8 -THC	0.01 / 0.02	±0.203	4.11	0.411
Δ^9 -THC	0.002 / 0.014	±0.0174	0.317	0.0317
CBN	0.001 / 0.007	±0.0009	0.031	0.0031
THCa	0.001 / 0.005	N/A	ND	ND
THCV	0.002 / 0.012	N/A	ND	ND
THCVa	0.002 / 0.019	N/A	ND	ND
CBD	0.004 / 0.011	N/A	ND	ND
CBDa	0.001 / 0.026	N/A	ND	ND
CBDV	0.002 / 0.012	N/A	ND	ND
CBDVa	0.001 / 0.018	N/A	ND	ND
CBG	0.002 / 0.006	N/A	ND	ND
CBGa	0.002 / 0.007	N/A	ND	ND
CBL	0.003 / 0.010	N/A	ND	ND
CBC	0.003 / 0.010	N/A	ND	ND
CBCa	0.001 / 0.015	N/A	ND	ND
SUM OF CANNABINOIDS			4.46 mg/g	0.446%

Serving Size: 4.5 grams per Serving

Δ^9 -THC per Serving	1.427 mg/serving	PASS
Total THC per Serving	1.427 mg/serving	
CBD per Serving	ND	
Total CBD per Serving	ND	
Sum of Cannabinoids per Serving	20.07 mg/serving	
Total Cannabinoids per Serving	20.07 mg/serving	

SAMPLE NAME: Delta 8 Gummies Mango

Infused, Solid Edible

CULTIVATOR / MANUFACTURER
Business Name:
License Number:
Address:
DISTRIBUTOR / TESTED FOR
Business Name: Wellness Wave FL
 INC

License Number:
Address:

SAMPLE DETAIL
Batch Number:
Sample ID: 241004R031

Date Collected: 10/04/2024

Date Received: 10/04/2024

Batch Size:
Sample Size: 6.0 units

Unit Mass:
Serving Size: 4.5 grams per Serving

 Scan QR code to verify
 authenticity of results.

CANNABINOID ANALYSIS - SUMMARY
Total THC: 0.342 mg/g

Total CBD: Not Detected

Sum of Cannabinoids: 4.50 mg/g

Total Cannabinoids: 4.50 mg/g

Total THC/CBD is calculated using the following formulas to take into account the loss of a carboxyl group during the decarboxylation step:

$$\text{Total THC} = \Delta^9\text{-THC} + (\text{THCa} \cdot 0.877)$$

$$\text{Total CBD} = \text{CBD} + (\text{CBDa} \cdot 0.877)$$

$$\text{Sum of Cannabinoids} = \Delta^9\text{-THC} + \text{THCa} + \text{CBD} + \text{CBDa} + \text{CBG} + \text{CBGa} + \text{THCV} + \text{THCVa} + \text{CBC} + \text{CBCa} + \text{CBDV} + \text{CBDVa} + \Delta^8\text{-THC} + \text{CBL} + \text{CBN}$$

$$\text{Total Cannabinoids} = (\Delta^9\text{-THC} + 0.877 \cdot \text{THCa}) + (\text{CBD} + 0.877 \cdot \text{CBDa}) +$$

$$(\text{CBG} + 0.877 \cdot \text{CBGa}) + (\text{THCV} + 0.877 \cdot \text{THCVa}) + (\text{CBC} + 0.877 \cdot \text{CBCa}) +$$


$$(\text{CBDV} + 0.877 \cdot \text{CBDVa}) + \Delta^8\text{-THC} + \text{CBL} + \text{CBN}$$
SAFETY ANALYSIS - SUMMARY
 $\Delta^9\text{-THC}$ per Serving: ✔ PASS

For quality assurance purposes. Not a Regulatory Hemp Lab Test Report. These results relate only to the sample included on this report. This report shall not be reproduced, except in full, without written approval of the laboratory.

Sample Certification: California Code of Regulations Title 4 Division 19. Department of Cannabis Control Business and Professions Code. Reference: Sections 26100, 26104 and 26110, Business and Professions Code.

Decision Rule: Statements of conformity (e.g. Pass/Fail) to specifications are made in this report without taking measurement uncertainty into account. Where statements of conformity are made in this report, the following decision rules are applied: PASS - Results within limits/specifications, FAIL - Results exceed limits/specifications.

References: limit of detection (LOD), limit of quantification (LOQ), not detected (ND), not tested (NT)


 LQC verified by: Matthew Schneider
 Job Title: Laboratory Analyst I
 Date: 10/08/2024


 Approved by: Josh Wurzer
 Job Title: Chief Compliance Officer
 Date: 10/08/2024




Cannabinoid Analysis

Tested by high-performance liquid chromatography with diode-array detection (HPLC-DAD).

Method: QSP 1157 - Analysis of Cannabinoids by HPLC-DAD

TOTAL THC: 0.342 mg/g

Total THC (Δ^9 -THC+0.877*THCa)

TOTAL CBD: Not Detected

Total CBD (CBD+0.877*CBDA)

TOTAL CANNABINOIDS: 4.50 mg/g

Total Cannabinoids (Total THC) + (Total CBD) + (Total CBG) + (Total THCV) + (Total CBC) + (Total CBDV) + Δ^8 -THC + CBL + CBN

TOTAL CBG: ND

Total CBG (CBG+0.877*CBGa)

TOTAL THCV: ND

Total THCV (THCV+0.877*THCVa)

TOTAL CBC: ND

Total CBC (CBC+0.877*CBCa)

TOTAL CBDV: ND

Total CBDV (CBDV+0.877*CBDVa)

CANNABINOID TEST RESULTS - 10/08/2024

COMPOUND	LOD/LOQ (mg/g)	MEASUREMENT UNCERTAINTY (mg/g)	RESULT (mg/g)	RESULT (%)
Δ^8 -THC	0.01 / 0.02	±0.204	4.13	0.413
Δ^9 -THC	0.002 / 0.014	±0.0188	0.342	0.0342
CBN	0.001 / 0.007	±0.0007	0.024	0.0024
THCa	0.001 / 0.005	N/A	ND	ND
THCV	0.002 / 0.012	N/A	ND	ND
THCVa	0.002 / 0.019	N/A	ND	ND
CBD	0.004 / 0.011	N/A	ND	ND
CBDA	0.001 / 0.026	N/A	ND	ND
CBDV	0.002 / 0.012	N/A	ND	ND
CBDVa	0.001 / 0.018	N/A	ND	ND
CBG	0.002 / 0.006	N/A	ND	ND
CBGa	0.002 / 0.007	N/A	ND	ND
CBL	0.003 / 0.010	N/A	ND	ND
CBC	0.003 / 0.010	N/A	ND	ND
CBCa	0.001 / 0.015	N/A	ND	ND
SUM OF CANNABINOIDS			4.50 mg/g	0.45%

Serving Size: 4.5 grams per Serving

Δ^9 -THC per Serving	1.539 mg/serving	PASS
Total THC per Serving	1.539 mg/serving	
CBD per Serving	ND	
Total CBD per Serving	ND	
Sum of Cannabinoids per Serving	20.25 mg/serving	
Total Cannabinoids per Serving	20.25 mg/serving	